

G3 CABINET UNIT COOLER

EDEN[®]
The Cool Solution



ENC - Medium Temperature Application
Capacity: 400W to 2140W

ELC - Low Temperature Application
Capacity: 350W to 1780W

G3 Cabinet Profile Series Unit Cooler ENC / ELC

General Features

Coils are designed with the Latest Smart Circuitry. It allows maximum massflow rate of refrigerant to be evenly distributed throughout the evaporator, maximizing coil efficiency thus providing higher efficiency and capacity with a smaller physical unit cooler dimension.

Copper Tubes are accordance with JIS. C12T. Inner Groove Tubes (IGT) increase the internal coil surface, having a low oil film coefficient thus providing higher efficiency and capacity.

Defrosting is by electrical sheathed stainless steel heater elements fitted with molded insulated connection and ultra low temperature silicone leads (rated to -80 °C), to ensure effective defrosting and durability. Water resulting from defrosting is channelled to the drain pan with a centrally positioned outlet for positive draining from all points.

Casing comes in high quality powder coated Treated Steel.

Fins are produced from high grade Aluminum (Aluminum Association - AA 1100 Standard) with Double Sine Wave Pattern and Rippled Fin Edges to provide higher heat transfer efficiency.

Fan Motors used in all the models are high quality German brand motors, which conform to DIN 40050 safety standard. Fan motors are of the highest quality offered in the industry ensuring long life and durability for both high and low temperature application.

Capacity Ratings are thermally guaranteed by Eden and tested in accordance to ASHRAE dry box standards.

Quality Assurance for all Eden products are designed, manufactured and tested in our factories that are ISO9001 certified.

One Year Warranty for all Eden Heat Exchanger products. Terms and conditions apply.

G3 Cabinet Coolers Advanced Enhanced Features

- Easy plug-ins fan power cords to reduce installation time
- Safety wiring harness for added safety
- Easy fix mounting points
- Easy removable defrost element on low temperature models
- ABS moulded fan guard
- Removable fan / drain tray for easy cleaning internal compartment to meet high Internal Air Quality (IAQ) standard



Reg. No. 200411191526(A)

G3 Cabinet Profile Series Unit Cooler ENC / ELC

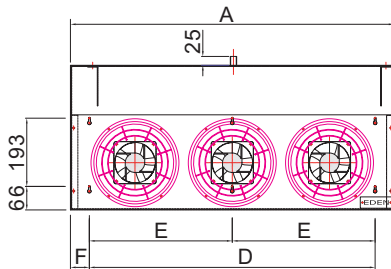
ENC Medium Temperature Cabinet Unit Cooler Specifications Air Defrost 6FPI Room Temperature +2

Model	Capacity for R22				No. of Fan	Fan Motor			Air Flow (L/s)	Size (mm)					
	ASHRAE		EUROVENT SC2*			(V/Ph/Hz)	(Watts)	(mA)		A	B	C	D	E	F
	Watts	Btu/hr	Watts	Btu/hr											
	7 KTD	12.6 FTD	8 KTD	14.4 FTD											
ENC 400	400	1,365	484	1,650	1×105mm	230/1/50-60	19	120	65	465	410	115	358	-	53
ENC 490	490	1,672	592	2,022	1×105mm	230/1/50-60	19	120	59	465	410	115	358	-	53
ENC 770	770	2,627	931	3,177	2×105mm	230/1/50-60	38	240	128	695	410	115	588	-	53
ENC 950	950	3,241	1,149	3,919	2×105mm	230/1/50-60	38	240	120	695	410	115	588	-	53
ENC 1100	1,100	3,753	1,330	4,538	2×105mm	230/1/50-60	38	240	113	695	410	115	588	-	53
ENC 1290	1,290	4,401	1,560	5,322	3×105mm	230/1/50-60	57	360	193	915	410	140	808	404	53
ENC 1400	1,400	4,777	1,693	5,776	3×105mm	230/1/50-60	57	360	180	915	410	140	808	404	53
ENC 1550	1,550	5,289	1,874	6,395	3×105mm	230/1/50-60	57	360	169	915	410	140	808	404	53
ENC 1830-EC	1,830	6,244	2,214	7,555	2×200mm	230/1/50-60	68	520	330	1013	421	140	903	451	53
ENC 2140-EC	2,140	7,302	2,589	8,835	2×200mm	230/1/50-60	68	520	310	1013	421	140	903	451	53

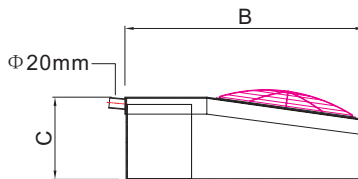
ELC Low Temperature Cabinet Unit Cooler Specifications Electric Defrost 6FPI Room Temperature -18

Model	Capacity for R22				No. of Fan	Fan Motor			Air Flow (L/s)	Heater Defrost (Watts)	Size (mm)					
	ASHRAE		EUROVENT SC3*			(V/Ph/Hz)	(Watts)	(mA)			A	B	C	D	E	F
	Watts	Btu/hr	Watts	Btu/hr												
	7 KTD	12.6 FTD	7 KTD	12.6 FTD												
ELC 350	350	1,194	368	1,256	1×105mm	230/1/50-60	19	120	59	405	465	410	115	358	-	53
ELC 570	570	1,945	599	2,044	2×105mm	230/1/50-60	38	240	128	540	695	410	115	588	-	53
ELC 690	690	2,354	725	2,414	2×105mm	230/1/50-60	38	240	120	540	695	410	115	588	-	53
ELC 850	850	2,900	893	3,041	2×105mm	230/1/50-60	38	240	113	540	695	410	115	588	-	53
ELC 950	950	3,241	998	3,405	3×105mm	230/1/50-60	57	360	180	756	915	410	140	808	404	53
ELC 1090	1,090	3,719	1,145	3,907	3×105mm	230/1/50-60	57	360	169	756	915	410	140	808	404	53
ELC 1490-EC	1,490	5,084	1,565	5,340	2×200mm	230/1/50-60	68	520	330	756	1013	421	140	903	451	53
ELC 1780-EC	1,780	6,073	1,869	6,377	2×200mm	230/1/50-60	68	520	310	756	1013	421	140	903	451	53

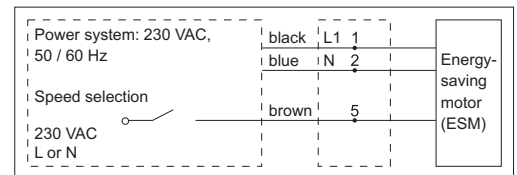
Installation Guide for ENC / ELC



FRONT VIEW



SIDE VIEW



EC FAN WIRING DIAGRAM
FOR EC MODELS ONLY

Capacity Ratings & Conditions

All Eden Heat Exchangers are tested in Accordance to ASHRAE Dry Box Standard.
(Recommended for Asia Usage)

EUROVENT Data is used for Comparison Purposes

*EUROVENT Data is based on SC2 Nominal Capacity (ENC)

SC2 Condition - Air Inlet Temperature = 0°C and Evaporating Temperature = -8°C

*EUROVENT Data is based on SC3 Nominal Capacity (ELC)

SC3 Condition - Air Inlet Temperature = -18°C and Evaporating Temperature = -25°C



EDEN[®]
The Cool Solution

Visit Us:
www.edensolution.com



AUTHORIZED DEALER

Eden accepts no responsibility for possible errors in catalogues, brochures and other printed materials. Eden reserves the right to alter its products without notice. This also applies to products already on order provided that such alterations can be made without subsequential changes being necessary in specifications already agreed.